

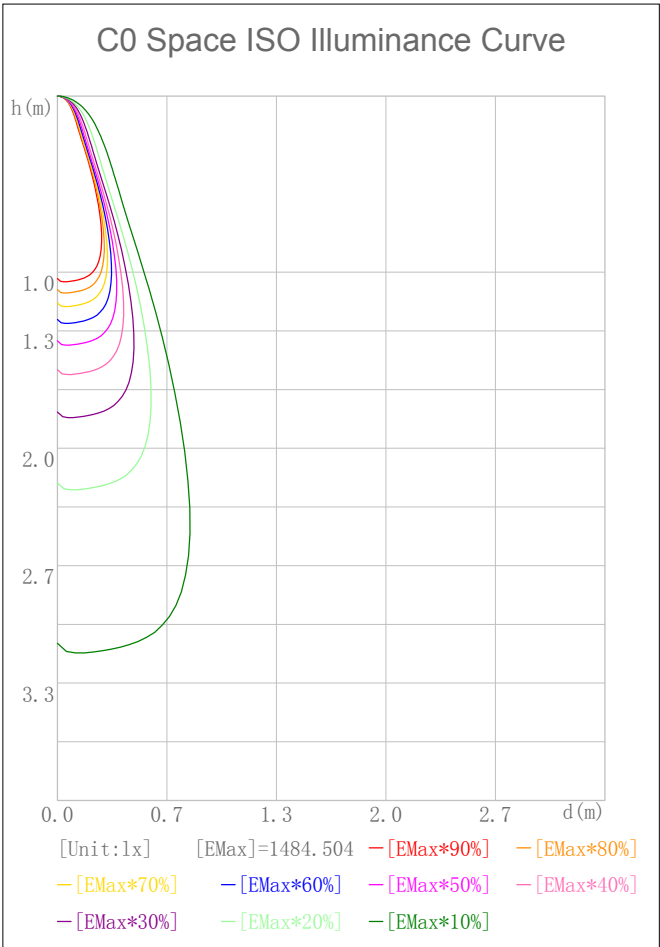
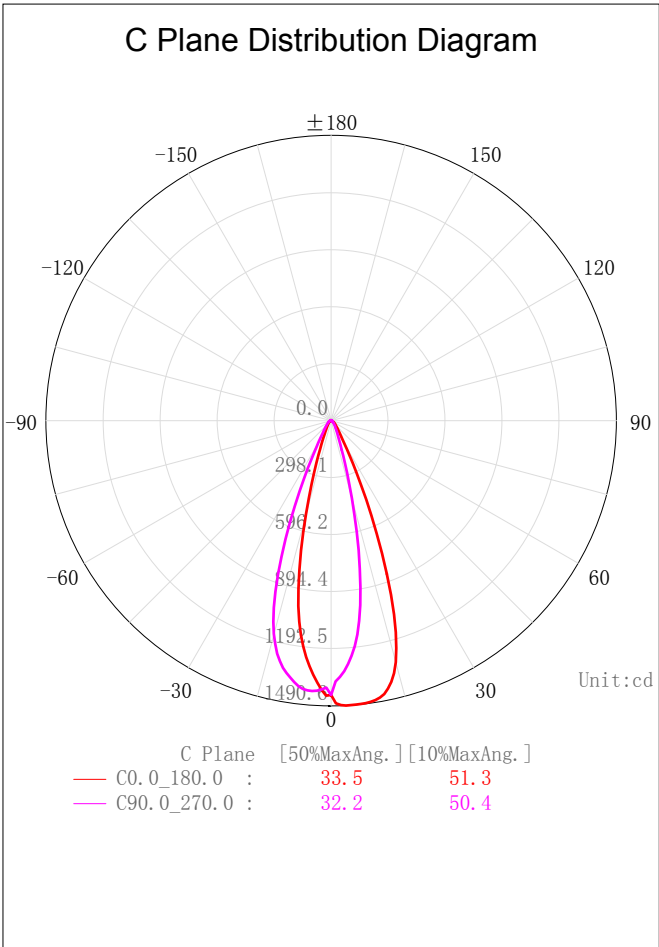
Indoor Luminaire Photometric Data

Description Information

Luminary Name:WL02-06-XX-01 3000K RA90 36D		Lum. Catalog:	Test ID: 01
Lamp Name:		Lamp Catalog: LED	Test Date: 2021/10/27
Manufacture: Shenzhen Norming Lighting Co., Ltd		Shld.Ang(°):	Test Machine:GON-2000
Test Lab: Quality Department		Frequency (Hz):	Lamp CCT (K): Ra:
Lum. Size (W*L*H):0.076m*-0.076m*0.000m		Lum. Area (m2):0.005	Lum. W (kg): 0.000
Test System: C, γ	Test Step: C=90.0 γ=1.0	Temp. (°C): 25	Humidity(%): 50.0

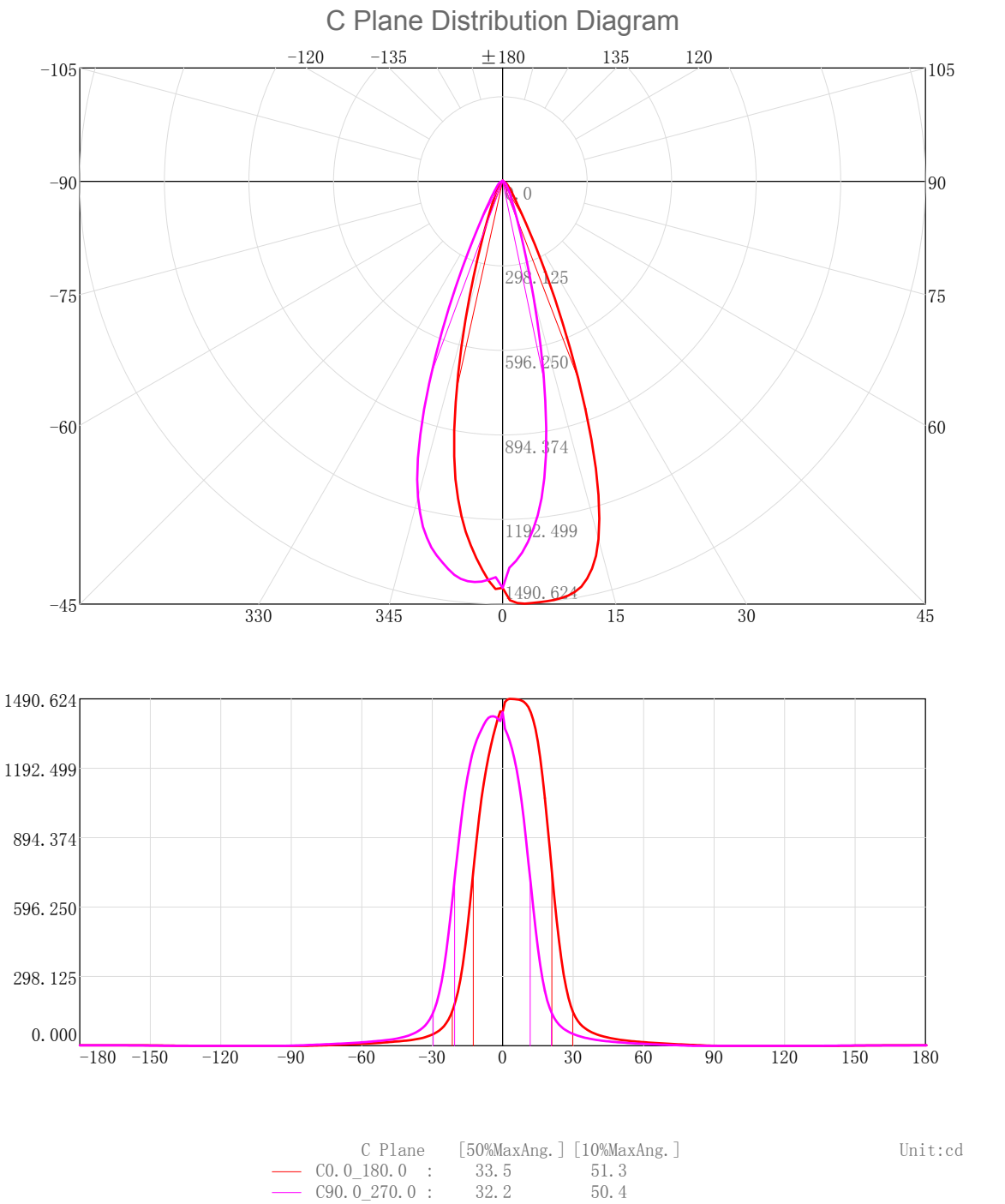
Character Parameter

Lamp Speciality Parameter		Luminaire Speciality Parameter	
Rated Flux(lm): 546.620	Luminary Flux(lm): 546.619	Field Angle(10%Imax): 51.3(°)	
Rated Power(W):	Luminary Efficiency: 100.00%	Down Lumens&Percent: 544.168lm 99.55%	
Rated Voltage(V):	Luminary EER(lm/W): 87.782	Up Lumens&Percent: 2.451lm 0.45%	
Tested Power(W): 6.227	Max. Candela(cd): 1490.624	S/MH: C0_a180=0.580 C90_270=0.545	
Lamps' Inside: 1	Max Cand@Ang. (°): C=0.0 γ=3.0	CIE Type: Semi-Direct	
Tested Electrics (V, A, pf):241.0, 0.030, 0.844	Beam Angle(50%Imax): 33.5(°)	ErP ϕ use(90°): 440.448lm	
Lamp Size (W*L*H):0.076m*-0.076m*0.000m	Left=-12.5°, Right=21.0°	IRF(%): 498.104	



2D Plane Light Intensity Distribution Curve

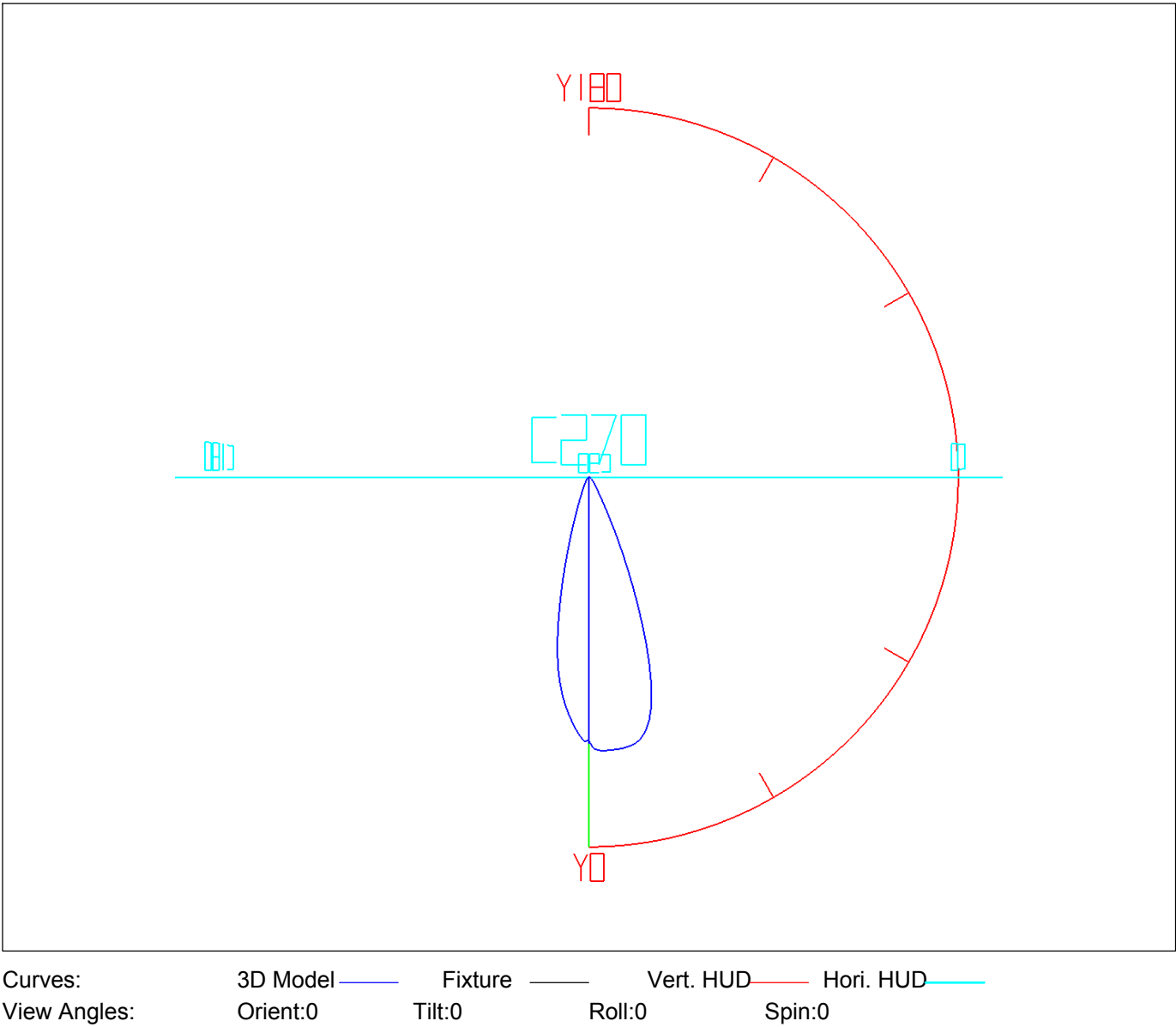
Lum. Name: WL02-06-XX-01 3000K RA90 36D	Lum. Catalog:	Test ID: 01
Lamp Name:	Lamp Catalog: LED	Test Lab: Quality Department
Manufacture: Shenzhen Norming Lighting Co., Ltd	Test Machine:GON-2000	Test Date: 2021/10/27



3D Light Intensity Distribution Modal

Lum. Name: WL02-06-XX-01 3000K RA90 36D	Lum. Catelog:	Test ID: 01
Lamp Name:	Lamp Catelog: LED	Test Lab: Quality Department
Manufacture: Shenzhen Norming Lighting Co., Ltd	Test Machine:GON-2000	Test Date: 2021/10/27

3D Light Intensity Distribution Modal



IES Indoor Report

Photometric Filename:WL02-06-XX-01 3000K RA90 36D.IES

Zonal Flux Tabulation

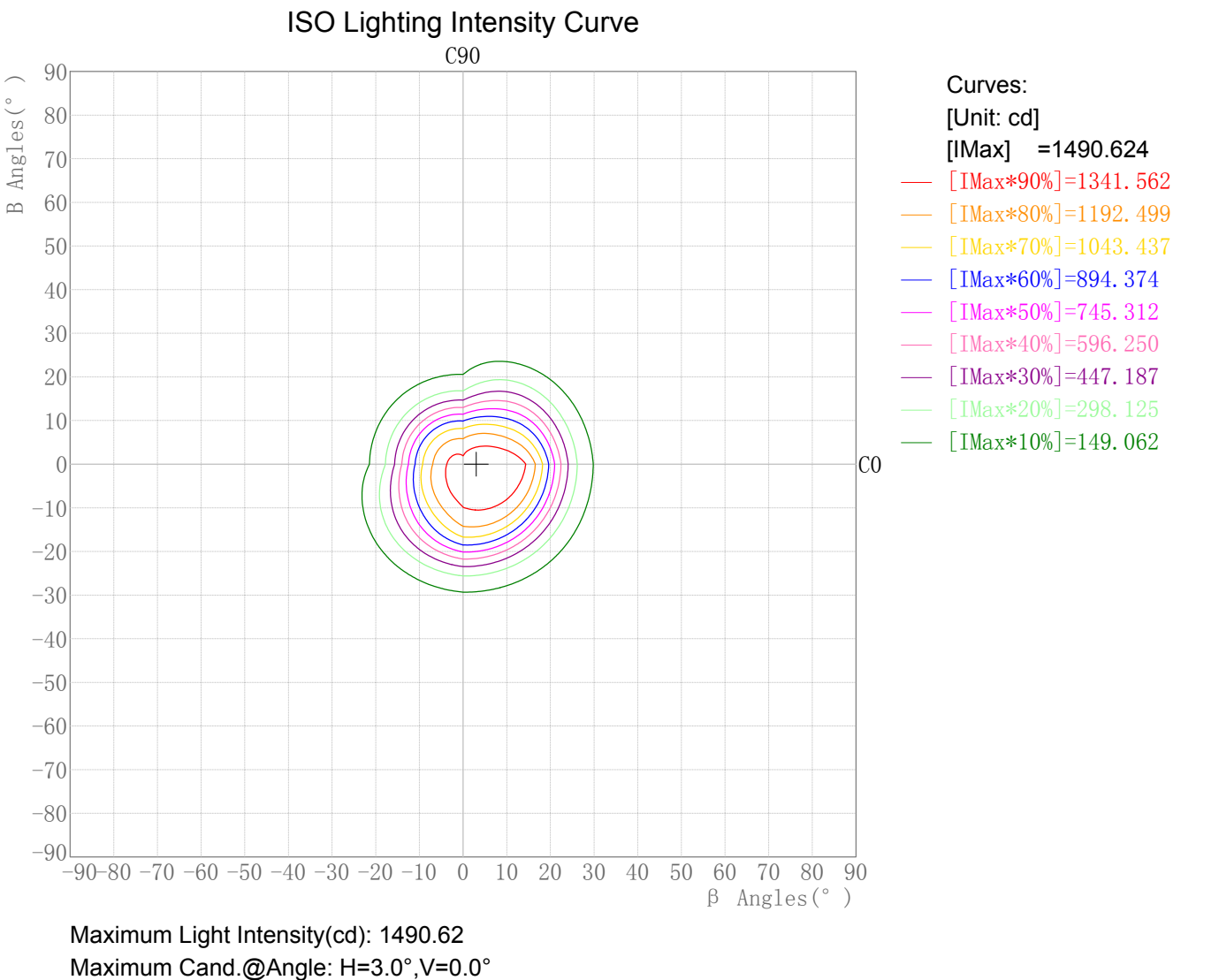
Zone(γ)	Zone Flux (lm)	Sums Flux (lm)	Zone%Lamp	Sums%Lamp	Zone(γ)	Zone Flux (lm)	Sums Flux (lm)	Zone%Lamp	Sums%Lamp
0.0-1.0	1.36	1.36	0.25	0.25	47.0-48.0	1.84	511.27	0.34	93.53
1.0-2.0	4.06	5.42	0.74	0.99	48.0-49.0	1.77	513.04	0.32	93.86
2.0-3.0	6.71	12.13	1.23	2.22	49.0-50.0	1.70	514.74	0.31	94.17
3.0-4.0	9.29	21.42	1.70	3.92	50.0-51.0	1.64	516.39	0.30	94.47
4.0-5.0	11.76	33.18	2.15	6.07	51.0-52.0	1.58	517.97	0.29	94.76
5.0-6.0	14.12	47.30	2.58	8.65	52.0-53.0	1.53	519.50	0.28	95.04
6.0-7.0	16.33	63.63	2.99	11.64	53.0-54.0	1.47	520.97	0.27	95.31
7.0-8.0	18.34	81.97	3.35	15.00	54.0-55.0	1.42	522.39	0.26	95.57
8.0-9.0	20.11	102.08	3.68	18.67	55.0-56.0	1.37	523.75	0.25	95.82
9.0-10.0	21.61	123.69	3.95	22.63	56.0-57.0	1.32	525.07	0.24	96.06
10.0-11.0	22.80	146.49	4.17	26.80	57.0-58.0	1.27	526.34	0.23	96.29
11.0-12.0	23.66	170.15	4.33	31.13	58.0-59.0	1.22	527.55	0.22	96.51
12.0-13.0	24.16	194.31	4.42	35.55	59.0-60.0	1.17	528.72	0.21	96.73
13.0-14.0	24.35	218.66	4.45	40.00	60.0-61.0	1.12	529.84	0.21	96.93
14.0-15.0	24.21	242.87	4.43	44.43	61.0-62.0	1.07	530.92	0.20	97.13
15.0-16.0	23.75	266.62	4.35	48.78	62.0-63.0	1.03	531.94	0.19	97.32
16.0-17.0	23.01	289.63	4.21	52.98	63.0-64.0	0.98	532.92	0.18	97.49
17.0-18.0	21.99	311.62	4.02	57.01	64.0-65.0	0.93	533.86	0.17	97.67
18.0-19.0	20.73	332.34	3.79	60.80	65.0-66.0	0.89	534.75	0.16	97.83
19.0-20.0	19.25	351.60	3.52	64.32	66.0-67.0	0.85	535.59	0.15	97.98
20.0-21.0	17.63	369.22	3.22	67.55	67.0-68.0	0.80	536.40	0.15	98.13
21.0-22.0	15.92	385.14	2.91	70.46	68.0-69.0	0.76	537.16	0.14	98.27
22.0-23.0	14.19	399.33	2.60	73.06	69.0-70.0	0.72	537.87	0.13	98.40
23.0-24.0	12.51	411.84	2.29	75.34	70.0-71.0	0.67	538.55	0.12	98.52
24.0-25.0	10.91	422.76	2.00	77.34	71.0-72.0	0.63	539.18	0.12	98.64
25.0-26.0	9.46	432.21	1.73	79.07	72.0-73.0	0.59	539.77	0.11	98.75
26.0-27.0	8.18	440.40	1.50	80.57	73.0-74.0	0.55	540.32	0.10	98.85
27.0-28.0	7.10	447.50	1.30	81.87	74.0-75.0	0.51	540.82	0.09	98.94
28.0-29.0	6.21	453.70	1.14	83.00	75.0-76.0	0.47	541.29	0.09	99.03
29.0-30.0	5.48	459.19	1.00	84.00	76.0-77.0	0.43	541.72	0.08	99.10
30.0-31.0	4.90	464.08	0.90	84.90	77.0-78.0	0.38	542.10	0.07	99.17
31.0-32.0	4.43	468.51	0.81	85.71	78.0-79.0	0.34	542.44	0.06	99.24
32.0-33.0	4.05	472.56	0.74	86.45	79.0-80.0	0.30	542.75	0.06	99.29
33.0-34.0	3.73	476.30	0.68	87.14	80.0-81.0	0.26	543.01	0.05	99.34
34.0-35.0	3.47	479.77	0.63	87.77	81.0-82.0	0.23	543.24	0.04	99.38
35.0-36.0	3.24	483.01	0.59	88.36	82.0-83.0	0.20	543.44	0.04	99.42
36.0-37.0	3.05	486.06	0.56	88.92	83.0-84.0	0.17	543.61	0.03	99.45
37.0-38.0	2.88	488.94	0.53	89.45	84.0-85.0	0.14	543.75	0.03	99.48
38.0-39.0	2.72	491.66	0.50	89.95	85.0-86.0	0.12	543.87	0.02	99.50
39.0-40.0	2.59	494.25	0.47	90.42	86.0-87.0	0.10	543.97	0.02	99.51
40.0-41.0	2.46	496.71	0.45	90.87	87.0-88.0	0.08	544.05	0.01	99.53
41.0-42.0	2.35	499.07	0.43	91.30	88.0-89.0	0.07	544.12	0.01	99.54
42.0-43.0	2.25	501.32	0.41	91.71	89.0-90.0	0.05	544.17	0.01	99.55
43.0-44.0	2.16	503.47	0.39	92.11	90.0-91.0	0.04	544.21	0.01	99.56
44.0-45.0	2.07	505.54	0.38	92.48	91.0-92.0	0.02	544.23	0.00	99.56
45.0-46.0	1.99	507.53	0.36	92.85	92.0-93.0	0.01	544.25	0.00	99.57
46.0-47.0	1.91	509.43	0.35	93.20	93.0-94.0	0.01	544.25	0.00	99.57

Zonal Flux Tabulation - (Cont.)

Zone(γ)	Zone Flux (lm)	Sums Flux (lm)	Zone%Lamp	Sums%Lamp	Zone(γ)	Zone Flux (lm)	Sums Flux (lm)	Zone%Lamp	Sums%Lamp
94.0-95.0	0.01	544.26	0.00	99.57	141.0-142.0	0.04	544.45	0.01	99.60
95.0-96.0	0.00	544.26	0.00	99.57	142.0-143.0	0.05	544.50	0.01	99.61
96.0-97.0	0.00	544.26	0.00	99.57	143.0-144.0	0.05	544.55	0.01	99.62
97.0-98.0	0.00	544.26	0.00	99.57	144.0-145.0	0.06	544.61	0.01	99.63
98.0-99.0	0.00	544.26	0.00	99.57	145.0-146.0	0.06	544.67	0.01	99.64
99.0-100.0	0.00	544.26	0.00	99.57	146.0-147.0	0.07	544.74	0.01	99.66
100.0-101.0	0.00	544.26	0.00	99.57	147.0-148.0	0.07	544.81	0.01	99.67
101.0-102.0	0.00	544.26	0.00	99.57	148.0-149.0	0.08	544.88	0.01	99.68
102.0-103.0	0.00	544.26	0.00	99.57	149.0-150.0	0.08	544.96	0.01	99.70
103.0-104.0	0.00	544.26	0.00	99.57	150.0-151.0	0.08	545.04	0.01	99.71
104.0-105.0	0.00	544.26	0.00	99.57	151.0-152.0	0.08	545.13	0.02	99.73
105.0-106.0	0.00	544.26	0.00	99.57	152.0-153.0	0.08	545.21	0.02	99.74
106.0-107.0	0.00	544.26	0.00	99.57	153.0-154.0	0.09	545.30	0.02	99.76
107.0-108.0	0.00	544.26	0.00	99.57	154.0-155.0	0.09	545.38	0.02	99.77
108.0-109.0	0.00	544.26	0.00	99.57	155.0-156.0	0.09	545.47	0.02	99.79
109.0-110.0	0.00	544.26	0.00	99.57	156.0-157.0	0.09	545.55	0.02	99.81
110.0-111.0	0.00	544.26	0.00	99.57	157.0-158.0	0.08	545.64	0.02	99.82
111.0-112.0	0.00	544.26	0.00	99.57	158.0-159.0	0.08	545.72	0.02	99.84
112.0-113.0	0.00	544.26	0.00	99.57	159.0-160.0	0.08	545.80	0.01	99.85
113.0-114.0	0.00	544.26	0.00	99.57	160.0-161.0	0.08	545.88	0.01	99.86
114.0-115.0	0.00	544.26	0.00	99.57	161.0-162.0	0.07	545.95	0.01	99.88
115.0-116.0	0.00	544.26	0.00	99.57	162.0-163.0	0.07	546.02	0.01	99.89
116.0-117.0	0.00	544.26	0.00	99.57	163.0-164.0	0.07	546.09	0.01	99.90
117.0-118.0	0.00	544.26	0.00	99.57	164.0-165.0	0.06	546.16	0.01	99.92
118.0-119.0	0.00	544.26	0.00	99.57	165.0-166.0	0.06	546.22	0.01	99.93
119.0-120.0	0.00	544.26	0.00	99.57	166.0-167.0	0.06	546.27	0.01	99.94
120.0-121.0	0.00	544.26	0.00	99.57	167.0-168.0	0.05	546.32	0.01	99.95
121.0-122.0	0.00	544.26	0.00	99.57	168.0-169.0	0.05	546.37	0.01	99.95
122.0-123.0	0.00	544.26	0.00	99.57	169.0-170.0	0.04	546.41	0.01	99.96
123.0-124.0	0.00	544.26	0.00	99.57	170.0-171.0	0.04	546.45	0.01	99.97
124.0-125.0	0.00	544.26	0.00	99.57	171.0-172.0	0.03	546.49	0.01	99.98
125.0-126.0	0.00	544.26	0.00	99.57	172.0-173.0	0.03	546.52	0.01	99.98
126.0-127.0	0.00	544.26	0.00	99.57	173.0-174.0	0.03	546.54	0.00	99.99
127.0-128.0	0.00	544.26	0.00	99.57	174.0-175.0	0.02	546.57	0.00	99.99
128.0-129.0	0.00	544.26	0.00	99.57	175.0-176.0	0.02	546.59	0.00	99.99
129.0-130.0	0.00	544.26	0.00	99.57	176.0-177.0	0.01	546.60	0.00	100.00
130.0-131.0	0.00	544.26	0.00	99.57	177.0-178.0	0.01	546.61	0.00	100.00
131.0-132.0	0.00	544.26	0.00	99.57	178.0-179.0	0.01	546.62	0.00	100.00
132.0-133.0	0.00	544.27	0.00	99.57	179.0-180.0	0.00	546.62	0.00	100.00
133.0-134.0	0.00	544.27	0.00	99.57					
134.0-135.0	0.01	544.28	0.00	99.57					
135.0-136.0	0.01	544.29	0.00	99.57					
136.0-137.0	0.02	544.31	0.00	99.58					
137.0-138.0	0.02	544.33	0.00	99.58					
138.0-139.0	0.02	544.35	0.00	99.58					
139.0-140.0	0.03	544.38	0.01	99.59					
140.0-141.0	0.03	544.41	0.01	99.60					

Rectangle ISO Lighting Intensity Diagram

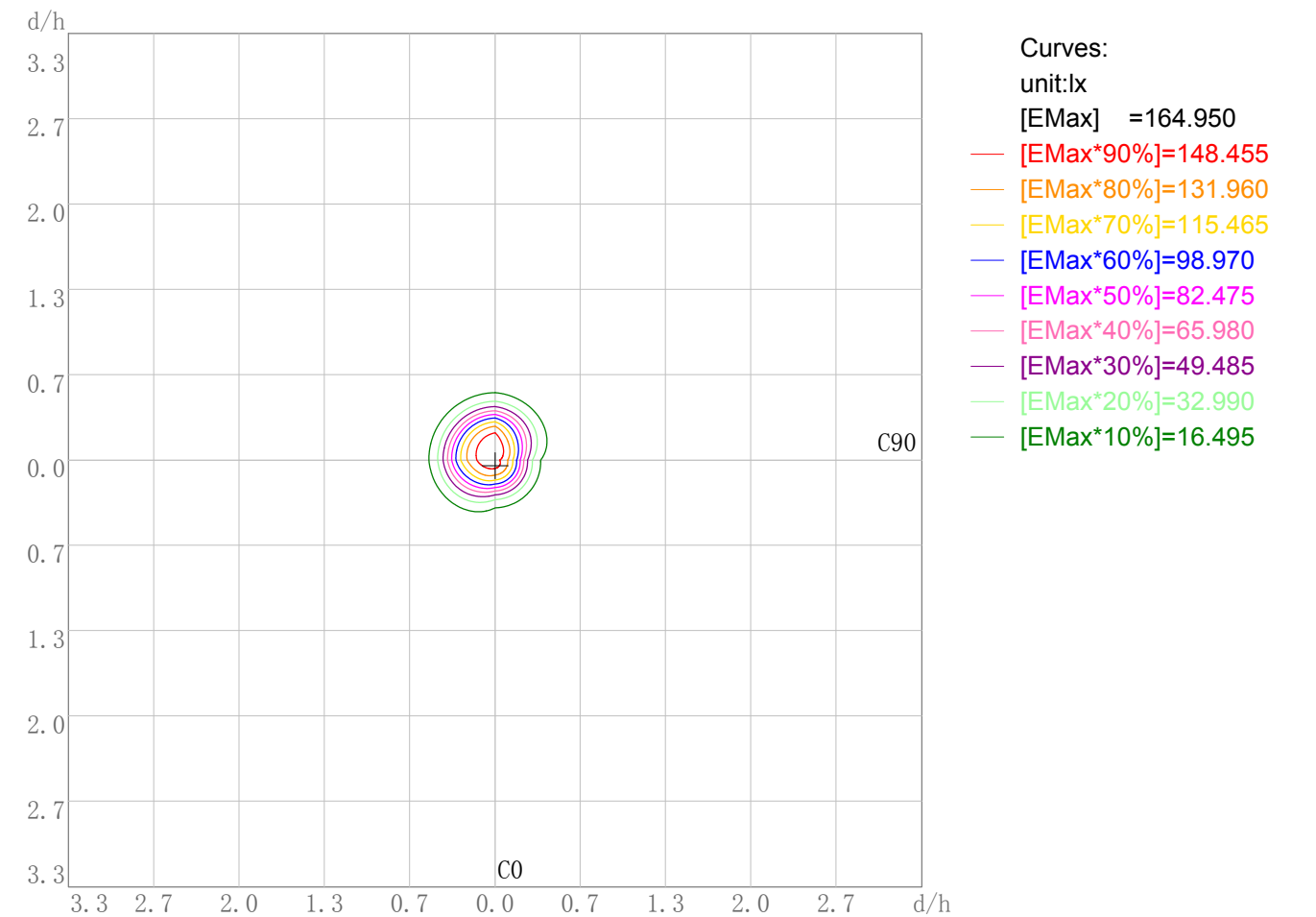
Lum. Name: WL02-06-XX-01 3000K RA90 36D	Lum. Catalog:	Test ID: 01
Lamp Name:	Lamp Catalog: LED	Test Lab: Quality Department
Manufacture: Shenzhen Norming Lighting Co., Ltd	Test Machine:GON-2000	Test Date: 2021/10/27



Plane ISO-Illuminance Diagram

Lum. Name: WL02-06-XX-01 3000K RA90 36D	Lum. Catalog:	Test ID: 01
Lamp Name:	Lamp Catalog: LED	Test Lab: Quality Department
Manufacture: Shenzhen Norming Lighting Co., Ltd	Test Machine:GON-2000	Test Date: 2021/10/27

Plane ISO-Illuminance Curve



Working Plane Luminaire Mounting Height(m): 3.00
Working Plane Maximum Illuminance(lx): 164.95
Working Plane Maximum Illuminance Position(d/h):H0.0 V0.0

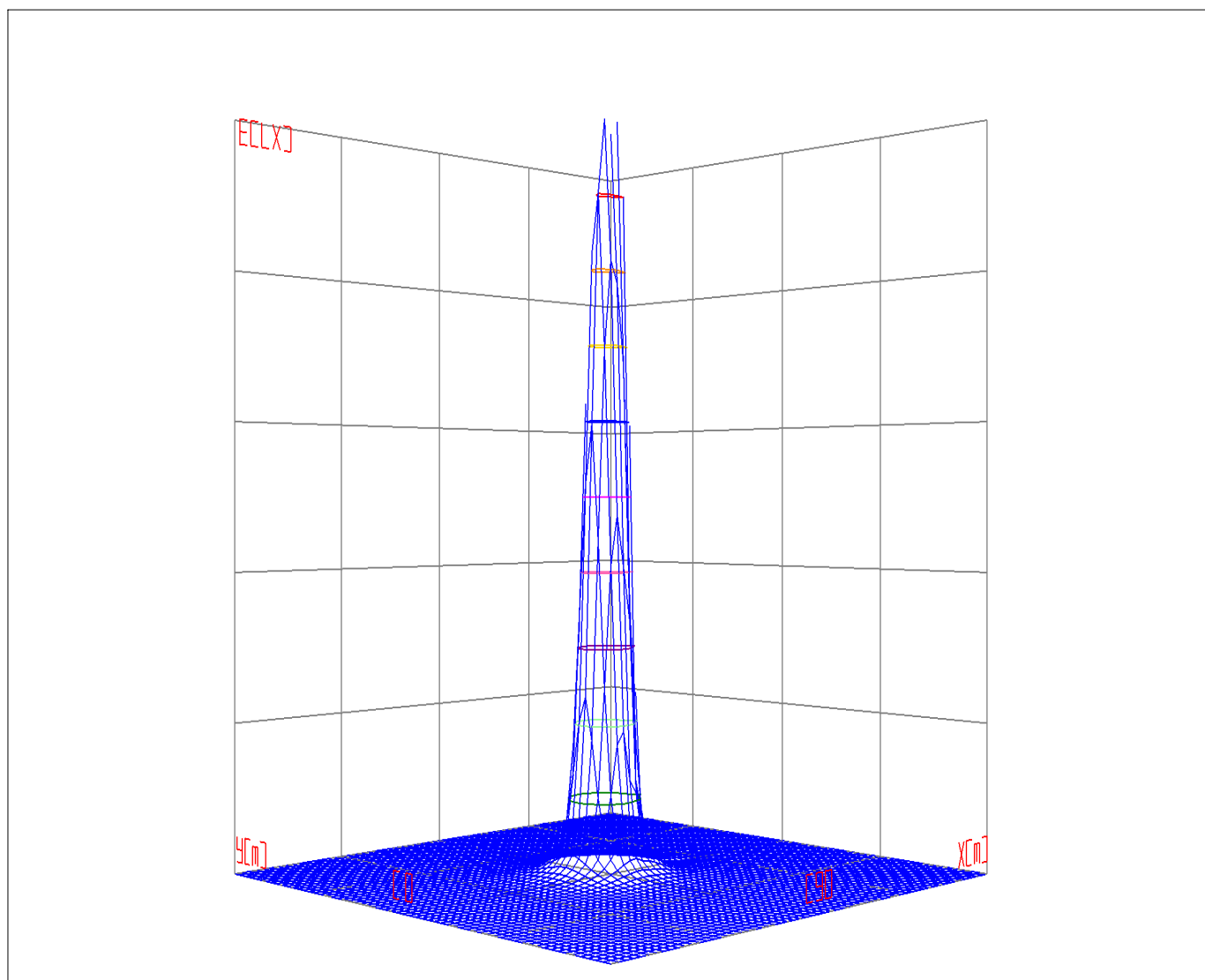
IES Indoor Report

Photometric Filename:WL02-06-XX-01 3000K RA90 36D.IES

3D Plane ISO Illuminance Diagram

Lum. Name: WL02-06-XX-01 3000K RA90 36D	Lum. Catalog:	Test ID: 01
Lamp Name:	Lamp Catalog: LED	Test Lab: Quality Department
Manufacture: Shenzhen Norming Lighting Co., Ltd	Test Machine:GON-2000	Test Date: 2021/10/27

3D Plane Illuminance Modal

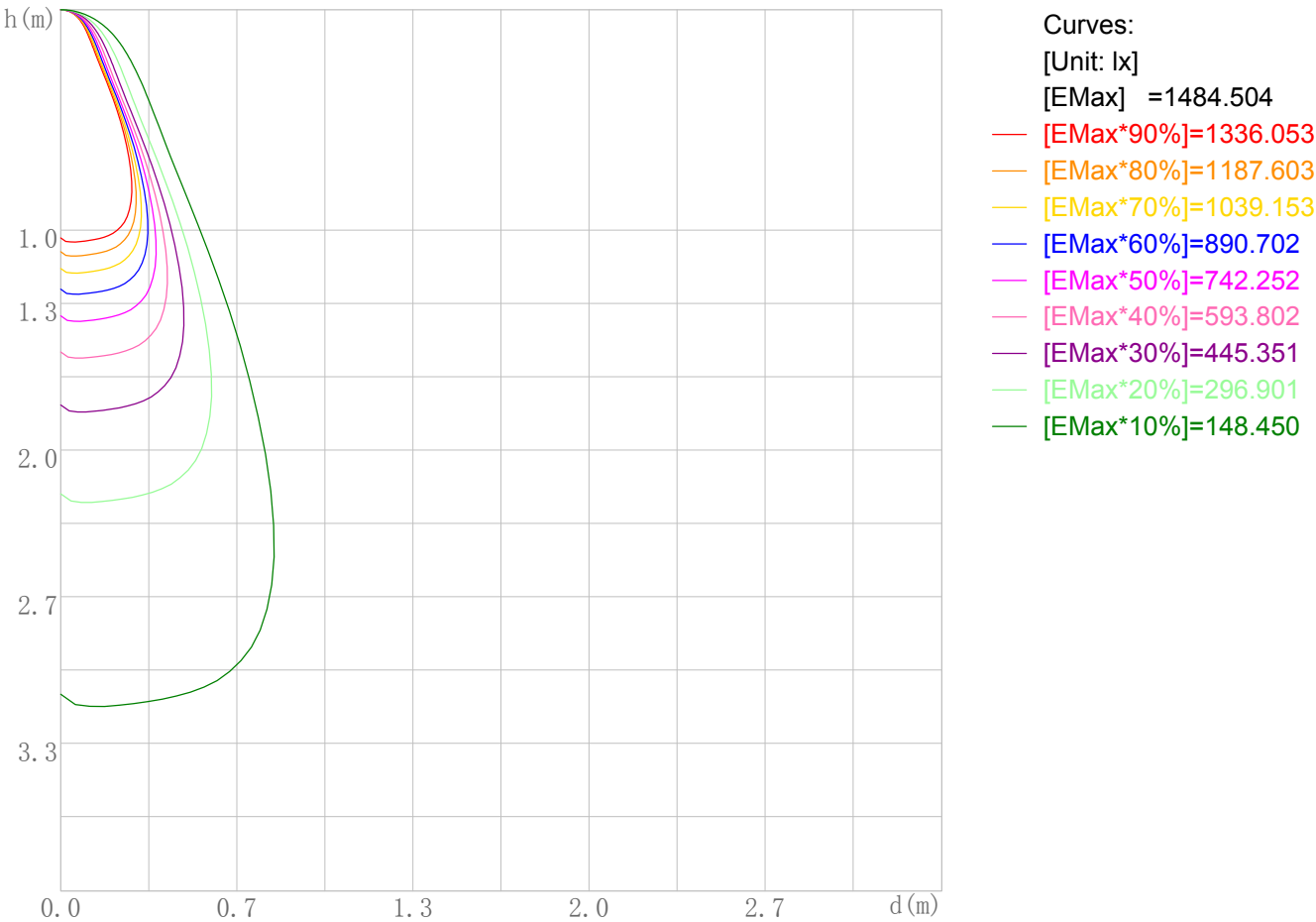


Curves: 3D Model — 90% — 80% — 70% — 60% — 50% — 40% — 30% — 20% — 10% —
View Angles(deg): 0 Height(m): 3.0 Distance(m): 10.0

Space ISO Illuminance Diagram

Lum. Name: WL02-06-XX-01 3000K RA90 36D	Lum. Catelog:	Test ID: 01
Lamp Name:	Lamp Catelog: LED	Test Lab: Quality Department
Manufacture: Shenzhen Norming Lighting Co., Ltd	Test Machine:GON-2000	Test Date: 2021/10/27

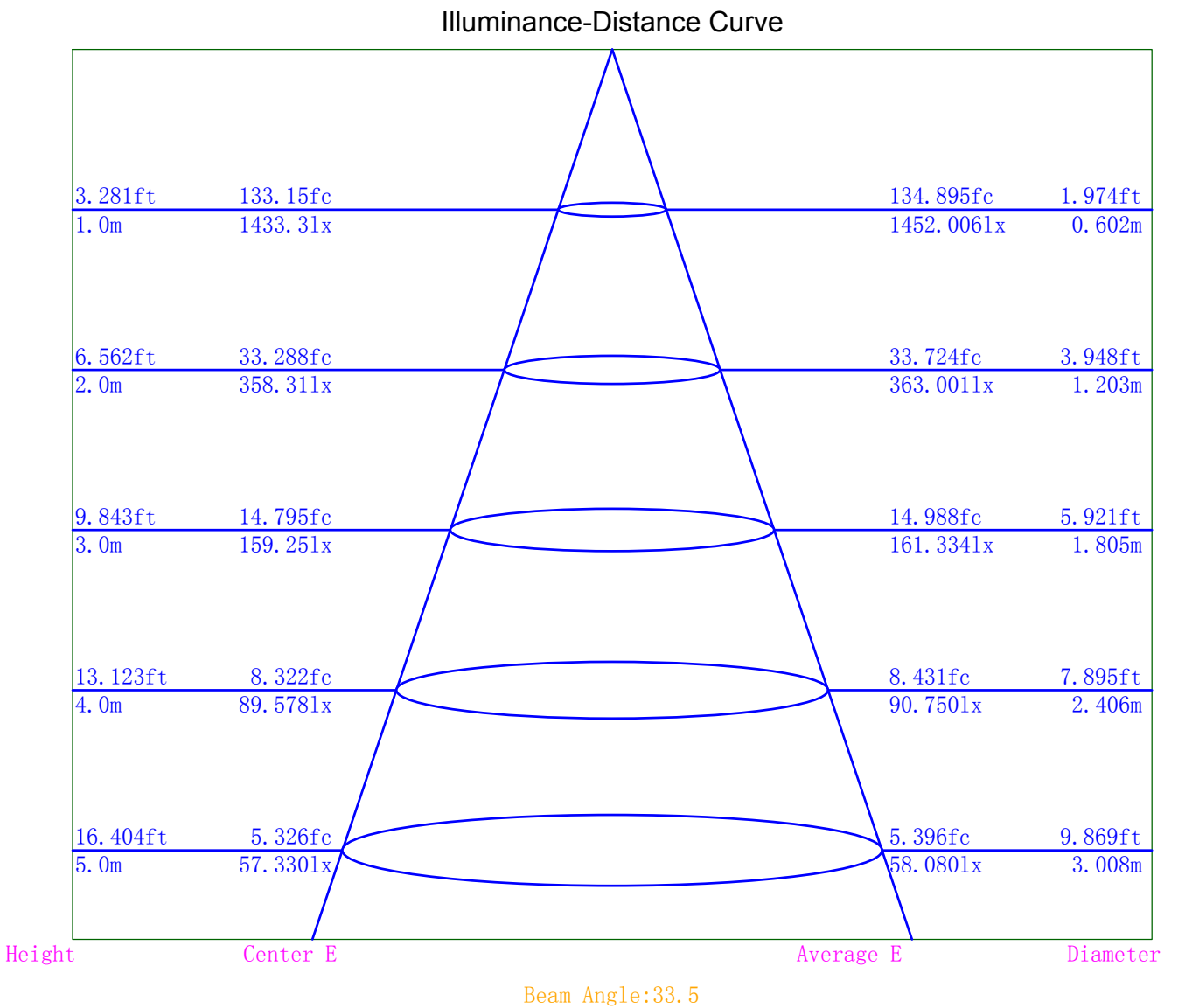
Space ISO Illuminance Curve



Space Plane Maximum Illuminance and @Angle:1484.50lx,3.0deg
Plane Maximum Lighting Intensity and @Angle:1490.624cd,0deg

Illuminance-Distance Diagram

Lum. Name: WL02-06-XX-01 3000K RA90 36D	Lum. Catalog:	Test ID: 01
Lamp Name:	Lamp Catalog: LED	Test Lab: Quality Department
Manufacture: Shenzhen Norming Lighting Co., Ltd	Test Machine:GON-2000	Test Date: 2021/10/27



Indoor Luminance Limiting Curves

Lum. Name: WL02-06-XX-01 3000K RA90 36D	Lum. Catalog:	Test ID: 01
Lamp Name:	Lamp Catalog: LED	Test Lab: Quality Department
Manufacture: Shenzhen Norming Lighting Co., Ltd	Test Machine:GON-2000	Test Date: 2021/10/27

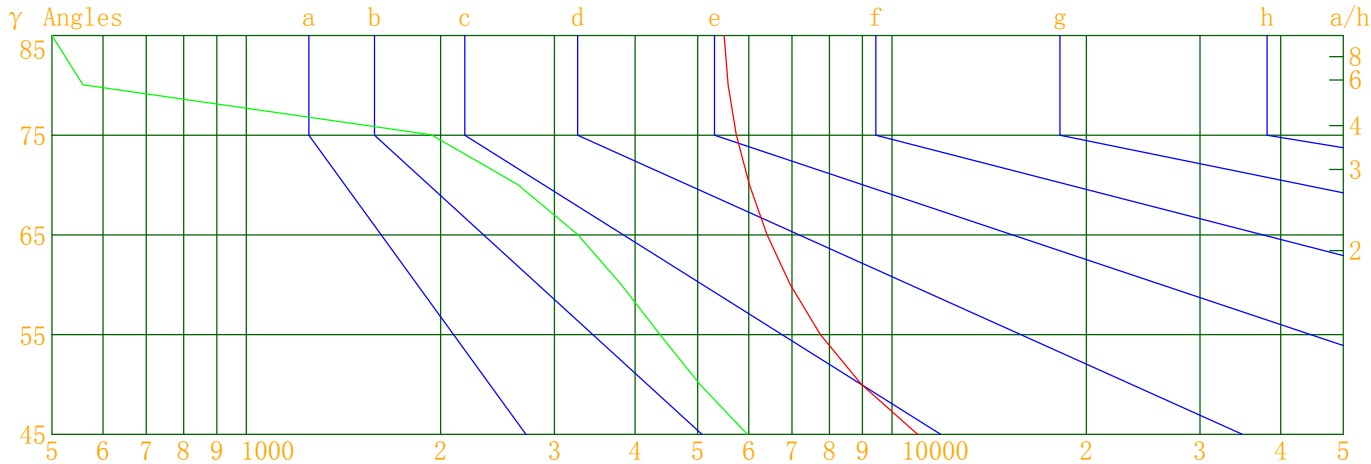
Glare Grade Table

GI	Quality	Using Illuminance							
1.15	A	2000	1000	500	<=300				
1.5	B		2000	1000	500	<=300			
1.85	C			2000	1000	500	<=300		
2.2	D				2000	1000	500	<=300	
2.55	E	a				2000	1000	500	<=300
			b	c	d	e	f	g	h

Luminance Table

Gama(deg)	45	50	55	60	65	70	75	80	85
C0	10957	8967	7745	6958	6403	6014	5739	5573	5496
C90	5970	5043	4371	3806	3260	2635	1933	559	0

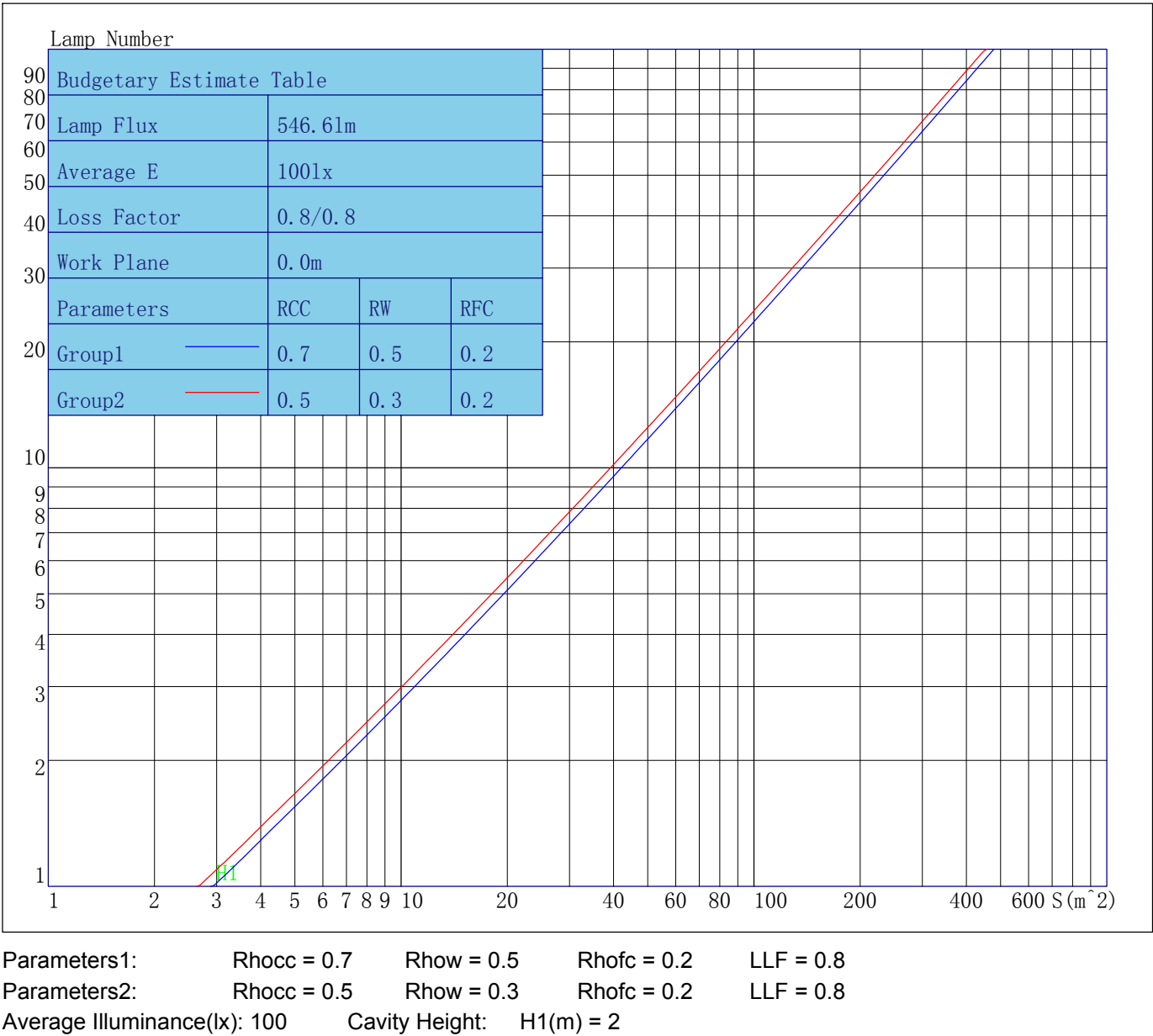
Luminance Limiting Curve



Luminous Size: Length(m)=-0.076 Width(m)=-0.076 Height(m)=0.000 Area(m^2)=0.004536
Luminous Type: Without Luminous Side
Luminous Curves: C0-C180 Color: — C90-C270 Color: —

Indoor Budgetary Estimate Table

Lum. Name: WL02-06-XX-01 3000K RA90 36D	Lum. Catalog:	Test ID: 01
Lamp Name:	Lamp Catalog: LED	Test Lab: Quality Department
Manufacture: Shenzhen Norming Lighting Co., Ltd	Test Machine:GON-2000	Test Date: 2021/10/27



Indoor Coefficient of Utilization Table

Lum. Name: WL02-06-XX-01 3000K RA90 36D	Lum. Catelog:	Test ID: 01
Lamp Name:	Lamp Catelog: LED	Test Lab: Quality Department
Manufacture: Shenzhen Norming Lighting Co., Ltd	Test Machine:GON-2000	Test Date: 2021/10/27

Coefficients of Utilization - Zonal Cavity Method																		
Coef.	Effective Floor Cavity Reflectance RFC=0.20																	
RhoCC (%)	80				70				50			30			10			0
RhoW (%)	70	50	30	10	70	50	30	10	50	30	10	50	30	10	50	30	10	0
RCR	Coefficient of Utilization(%)																	
0	119	119	119	119	116	116	116	116	111	111	111	106	106	106	102	102	102	100
1	114	111	109	107	111	109	107	105	105	103	102	101	100	99	98	97	96	94
2	109	104	101	98	107	103	99	96	99	97	94	96	94	92	94	92	90	89
3	104	99	94	90	102	97	93	90	94	91	88	92	89	87	90	87	85	84
4	100	93	88	85	98	92	88	84	90	86	83	88	85	82	86	84	81	80
5	96	89	84	80	95	88	83	80	86	82	79	84	81	78	83	80	77	76
6	92	85	80	76	91	84	79	76	83	78	75	81	77	75	80	77	74	73
7	89	81	76	72	88	80	76	72	79	75	72	78	74	71	77	74	71	70
8	86	78	73	69	85	77	72	69	76	72	69	75	71	68	74	71	68	67
9	83	75	70	66	82	74	70	66	73	69	66	73	69	66	72	68	66	64
10	80	72	67	64	79	72	67	64	71	67	64	70	66	63	69	66	63	62

Unified Glare Rating Table

Lum. Name: WL02-06-XX-01 3000K RA90 36D	Lum. Catelog:	Test ID: 01
Lamp Name:	Lamp Catelog: LED	Test Lab: Quality Department
Manufacture: Shenzhen Norming Lighting Co., Ltd	Test Machine:GON-2000	Test Date: 2021/10/27

Unified Glare Rating Table

Ceiling RCC	0.70	0.70	0.50	0.50	0.30	0.70	0.70	0.50	0.50	0.30	
Wall RW	0.50	0.30	0.50	0.30	0.30	0.50	0.30	0.50	0.30	0.30	
Floor RFC	0.20	0.20	0.20	0.20	0.20	0.20	0.20	0.20	0.20	0.20	
Room Size	Vewed crosswise					Vewed endwise					
X=2H Y=2H	15.2	16.4	15.6	16.7	17.1	11.8	13.0	12.2	13.3	13.7	
	Y=3H	16.1	17.2	16.5	17.6	18.0	12.4	13.6	12.8	13.9	14.3
	Y=4H	16.6	17.6	17.0	18.0	18.4	12.6	13.7	13.0	14.0	14.4
	Y=6H	16.9	17.9	17.4	18.3	18.7	12.6	13.6	13.0	14.0	14.4
	Y=8H	17.1	18.0	17.5	18.4	18.8	12.5	13.5	13.0	13.9	14.3
	Y=12H	17.2	18.1	17.6	18.5	18.9	12.5	13.4	12.9	13.8	14.2
X=4H Y=2H	15.4	16.5	15.8	16.8	17.2	12.2	13.3	12.6	13.6	14.0	
	Y=3H	16.5	17.5	17.0	17.9	18.3	13.0	14.0	13.5	14.4	14.8
	Y=4H	17.1	17.9	17.5	18.4	18.8	13.3	14.1	13.7	14.6	15.0
	Y=6H	17.6	18.4	18.1	18.8	19.3	13.3	14.1	13.8	14.5	15.0
	Y=8H	17.8	18.5	18.3	19.0	19.5	13.2	14.0	13.7	14.4	14.9
	Y=12H	18.0	18.6	18.5	19.1	19.6	13.2	13.9	13.7	14.3	14.8
X=8H Y=4H	17.2	17.9	17.7	18.4	18.9	13.4	14.2	13.9	14.6	15.1	
	Y=6H	17.8	18.5	18.3	19.0	19.6	13.5	14.1	14.0	14.6	15.2
	Y=8H	18.1	18.7	18.6	19.2	19.7	13.4	14.0	14.0	14.6	15.1
	Y=12H	18.4	18.9	18.9	19.4	20.0	13.4	14.0	13.9	14.5	15.0
X=12H Y=4H	17.2	17.9	17.7	18.3	18.8	13.4	14.1	13.9	14.6	15.1	
	Y=6H	17.8	18.4	18.4	18.9	19.5	13.5	14.1	14.0	14.6	15.1
	Y=8H	18.2	18.7	18.7	19.2	19.8	13.5	14.0	14.0	14.5	15.1
Variations with the objerver position at spacings											
S=1.0H	0.4/-0.4					1.4/-1.8					
S=1.5H	0.7/-0.8					1.8/-2.7					
S=2.0H	0.9/-1.0					2.2/-3.0					
Reduced UGR Table:											
Nordic Standard Table:	BK0					BK0					
Correction Value	2.2					1.4					

o the CIE Pub.117, data has been corrected, refers to the lamp's lumens 8.2flm.

Candela Tabulation

V/H	C0.0	C90.0	C180.0	C270.0
γ 0.0	1433.26	1433.26	1433.26	1433.26
γ 1.0	1476.90	1362.26	1437.24	1395.40
γ 2.0	1486.96	1339.36	1408.41	1404.74
γ 3.0	1490.62	1310.86	1371.26	1412.83
γ 4.0	1489.99	1274.57	1330.77	1415.87
γ 5.0	1489.28	1232.47	1288.02	1414.81
γ 6.0	1488.04	1184.04	1242.01	1409.10
γ 7.0	1486.90	1125.51	1188.92	1397.53
γ 8.0	1483.38	1056.57	1129.56	1379.69
γ 9.0	1478.14	976.56	1063.32	1359.32
γ 10.0	1468.99	884.47	983.72	1338.73
γ 11.0	1455.50	787.94	893.76	1315.20
γ 12.0	1431.44	692.06	795.74	1284.41
γ 13.0	1400.69	595.47	695.72	1249.40
γ 14.0	1360.26	504.16	598.85	1203.67
γ 15.0	1306.18	420.90	505.71	1153.17
γ 16.0	1237.06	347.99	420.17	1093.10
γ 17.0	1156.24	286.72	346.69	1021.32
γ 18.0	1064.48	236.18	284.49	939.15
γ 19.0	961.38	195.30	233.83	850.36
γ 20.0	853.07	163.38	193.35	756.86
γ 21.0	742.96	138.43	160.82	662.91
γ 22.0	637.51	119.05	134.58	572.08
γ 23.0	539.76	103.83	114.00	485.02
γ 24.0	452.40	91.55	97.54	404.31
γ 25.0	373.87	81.61	84.53	333.92
γ 26.0	306.64	73.31	74.04	274.96
γ 27.0	250.97	66.42	65.59	226.21
γ 28.0	206.24	60.55	58.69	186.91
γ 29.0	171.27	55.43	52.97	156.77
γ 30.0	143.78	50.98	48.13	132.99
γ 31.0	122.93	47.00	43.96	114.18
γ 32.0	107.04	43.54	40.43	99.35
γ 33.0	94.45	40.40	37.26	87.40
γ 34.0	84.36	37.58	34.46	77.65
γ 35.0	76.18	35.04	32.02	69.65
γ 36.0	69.09	32.74	29.90	63.00
γ 37.0	63.16	30.64	28.04	57.38
γ 38.0	57.99	28.71	26.39	52.49
γ 39.0	53.49	26.98	24.95	48.28
γ 40.0	49.53	25.40	23.69	44.47
γ 41.0	46.03	23.94	22.55	41.20
γ 42.0	42.91	22.60	21.53	38.21
γ 43.0	40.06	21.37	20.59	35.71
γ 44.0	37.48	20.21	19.72	33.34
γ 45.0	35.15	19.15	18.87	31.26
γ 46.0	33.01	18.14	18.01	29.48

Candela Tabulation - (Cont.)

V/H	C0.0	C90.0	C180.0	C270.0
γ 47.0	31.06	17.20	17.20	27.89
γ 48.0	29.29	16.29	16.34	26.47
γ 49.0	27.65	15.47	15.53	25.20
γ 50.0	26.15	14.70	14.73	24.06
γ 51.0	24.78	13.98	13.96	22.94
γ 52.0	23.49	13.28	13.23	21.91
γ 53.0	22.32	12.62	12.52	20.96
γ 54.0	21.20	11.98	11.90	20.03
γ 55.0	20.15	11.37	11.30	19.17
γ 56.0	19.20	10.78	10.71	18.32
γ 57.0	18.28	10.22	10.14	17.49
γ 58.0	17.40	9.66	9.63	16.72
γ 59.0	16.58	9.15	9.14	15.92
γ 60.0	15.78	8.63	8.65	15.14
γ 61.0	15.03	8.12	8.20	14.41
γ 62.0	14.31	7.64	7.74	13.68
γ 63.0	13.61	7.17	7.30	12.97
γ 64.0	12.94	6.70	6.85	12.33
γ 65.0	12.28	6.25	6.42	11.75
γ 66.0	11.65	5.81	6.00	11.20
γ 67.0	11.05	5.39	5.58	10.67
γ 68.0	10.47	4.94	5.19	10.16
γ 69.0	9.89	4.50	4.79	9.65
γ 70.0	9.33	4.09	4.40	9.16
γ 71.0	8.80	3.67	3.99	8.67
γ 72.0	8.25	3.31	3.60	8.20
γ 73.0	7.72	3.01	3.24	7.72
γ 74.0	7.22	2.69	2.89	7.27
γ 75.0	6.74	2.27	2.58	6.82
γ 76.0	6.27	1.87	2.26	6.39
γ 77.0	5.80	1.52	1.94	5.94
γ 78.0	5.31	1.06	1.62	5.48
γ 79.0	4.84	0.76	1.35	5.05
γ 80.0	4.39	0.44	0.99	4.63
γ 81.0	3.95	0.17	0.72	4.24
γ 82.0	3.49	0.00	0.50	3.85
γ 83.0	3.05	0.00	0.23	3.46
γ 84.0	2.67	0.00	0.00	3.05
γ 85.0	2.17	0.00	0.00	2.64
γ 86.0	1.66	0.00	0.00	2.28
γ 87.0	1.35	0.00	0.00	1.91
γ 88.0	1.06	0.00	0.00	1.57
γ 89.0	0.82	0.00	0.00	1.36
γ 90.0	0.62	0.00	0.00	1.06
γ 91.0	0.39	0.00	0.00	0.72
γ 92.0	0.28	0.00	0.00	0.37
γ 93.0	0.22	0.00	0.00	0.19

Candela Tabulation - (Cont.)

V/H	C0.0	C90.0	C180.0	C270.0
γ 94.0	0.16	0.00	0.00	0.12
γ 95.0	0.09	0.00	0.00	0.05
γ 96.0	0.03	0.00	0.00	0.00
γ 97.0	0.00	0.00	0.00	0.00
γ 98.0	0.00	0.00	0.00	0.00
γ 99.0	0.00	0.00	0.00	0.00
γ 100.0	0.00	0.00	0.00	0.00
γ 101.0	0.00	0.00	0.00	0.00
γ 102.0	0.00	0.00	0.00	0.00
γ 103.0	0.00	0.00	0.00	0.00
γ 104.0	0.00	0.00	0.00	0.00
γ 105.0	0.00	0.00	0.00	0.00
γ 106.0	0.00	0.00	0.00	0.00
γ 107.0	0.00	0.00	0.00	0.00
γ 108.0	0.00	0.00	0.00	0.00
γ 109.0	0.00	0.00	0.00	0.00
γ 110.0	0.00	0.00	0.00	0.00
γ 111.0	0.00	0.00	0.00	0.00
γ 112.0	0.00	0.00	0.00	0.00
γ 113.0	0.00	0.00	0.00	0.00
γ 114.0	0.00	0.00	0.00	0.00
γ 115.0	0.00	0.00	0.00	0.00
γ 116.0	0.00	0.00	0.00	0.00
γ 117.0	0.00	0.00	0.00	0.00
γ 118.0	0.00	0.00	0.00	0.00
γ 119.0	0.00	0.00	0.00	0.00
γ 120.0	0.00	0.00	0.00	0.00
γ 121.0	0.00	0.00	0.00	0.00
γ 122.0	0.00	0.00	0.00	0.00
γ 123.0	0.00	0.00	0.00	0.00
γ 124.0	0.00	0.00	0.00	0.00
γ 125.0	0.00	0.00	0.00	0.00
γ 126.0	0.00	0.00	0.00	0.00
γ 127.0	0.00	0.00	0.00	0.00
γ 128.0	0.00	0.00	0.00	0.00
γ 129.0	0.00	0.00	0.00	0.00
γ 130.0	0.00	0.00	0.00	0.00
γ 131.0	0.00	0.00	0.00	0.00
γ 132.0	0.00	0.00	0.09	0.00
γ 133.0	0.00	0.00	0.19	0.00
γ 134.0	0.00	0.00	0.30	0.00
γ 135.0	0.00	0.08	0.40	0.00
γ 136.0	0.00	0.19	0.52	0.00
γ 137.0	0.00	0.30	0.64	0.00
γ 138.0	0.00	0.41	0.74	0.00
γ 139.0	0.00	0.53	0.87	0.08
γ 140.0	0.00	0.64	0.98	0.16

Candela Tabulation - (Cont.)

V/H	C0.0	C90.0	C180.0	C270.0
γ 141.0	0.00	0.75	1.10	0.26
γ 142.0	0.08	0.87	1.22	0.36
γ 143.0	0.19	0.98	1.33	0.45
γ 144.0	0.30	1.09	1.43	0.56
γ 145.0	0.41	1.18	1.52	0.66
γ 146.0	0.52	1.29	1.63	0.78
γ 147.0	0.63	1.38	1.74	0.90
γ 148.0	0.76	1.47	1.83	0.99
γ 149.0	0.87	1.56	1.91	1.11
γ 150.0	0.98	1.64	2.00	1.21
γ 151.0	1.09	1.73	2.07	1.31
γ 152.0	1.21	1.79	2.13	1.41
γ 153.0	1.31	1.85	2.20	1.51
γ 154.0	1.41	1.91	2.24	1.61
γ 155.0	1.51	1.95	2.29	1.71
γ 156.0	1.61	1.98	2.31	1.80
γ 157.0	1.71	2.02	2.34	1.89
γ 158.0	1.79	2.02	2.34	1.96
γ 159.0	1.88	2.03	2.35	2.04
γ 160.0	1.95	2.03	2.34	2.11
γ 161.0	2.02	2.02	2.33	2.16
γ 162.0	2.08	2.01	2.31	2.21
γ 163.0	2.13	1.98	2.29	2.26
γ 164.0	2.16	1.97	2.26	2.29
γ 165.0	2.20	1.95	2.23	2.31
γ 166.0	2.22	1.95	2.20	2.32
γ 167.0	2.23	1.94	2.17	2.32
γ 168.0	2.24	1.95	2.14	2.31
γ 169.0	2.24	1.97	2.13	2.29
γ 170.0	2.24	1.98	2.12	2.28
γ 171.0	2.23	2.01	2.11	2.26
γ 172.0	2.22	2.03	2.12	2.23
γ 173.0	2.22	2.05	2.13	2.22
γ 174.0	2.22	2.08	2.13	2.20
γ 175.0	2.23	2.12	2.14	2.19
γ 176.0	2.23	2.14	2.15	2.19
γ 177.0	2.23	2.16	2.17	2.19
γ 178.0	2.24	2.16	2.18	2.21
γ 179.0	2.22	2.15	2.18	2.22
γ 180.0	2.20	2.20	2.20	2.20